



**PUINBAKKEN**  
Algemeen model

RIDDLE BUCKETS  
General model

<b>CW20</b> <b>CW30</b>	Machineklasse (t) <i>Machine class (t)</i>	(B)	(H)	(O)	(D)	Mes (mm)	Inhoud	Massa (kg) <i>Mass (kg)</i>	Max. massalast (t) <i>Max. load (t)</i>
		Breedte (mm)	Hoogte (mm)	Opening (mm)	Diepte (mm)	/ # tanden	SAE 1:1 (liters)		
		<i>Width (mm)</i>	<i>Height (mm)</i>	<i>Opening (mm)</i>	<i>Depth (mm)</i>	<i>Edge (mm)</i> / # teeth	<i>Contents</i> SAE 1:1 (litres)		
PK028-150-NNN	10 – 18	1500	900	925	800	200x25 / 0	600	500	4,0
PK030-2-100-NNG	10 – 18	1000	845	960	970	250x30 / 4	620	455	4,5
PK030-2-120-NNG	12 – 18	1200	845	960	970	250x30 / 5	680	510	4,5
PK030-2-135-NNG	12 – 19	1350	845	960	970	250x30 / 6	750	555	4,5
PK035-2-140-NNG	14 – 23	1400	870	1080	1100	300x35 / 5	880	700	6,0
PK035-2-150-NNG	16 – 25	1500	870	1080	1100	300x35 / 5	935	730	6,0

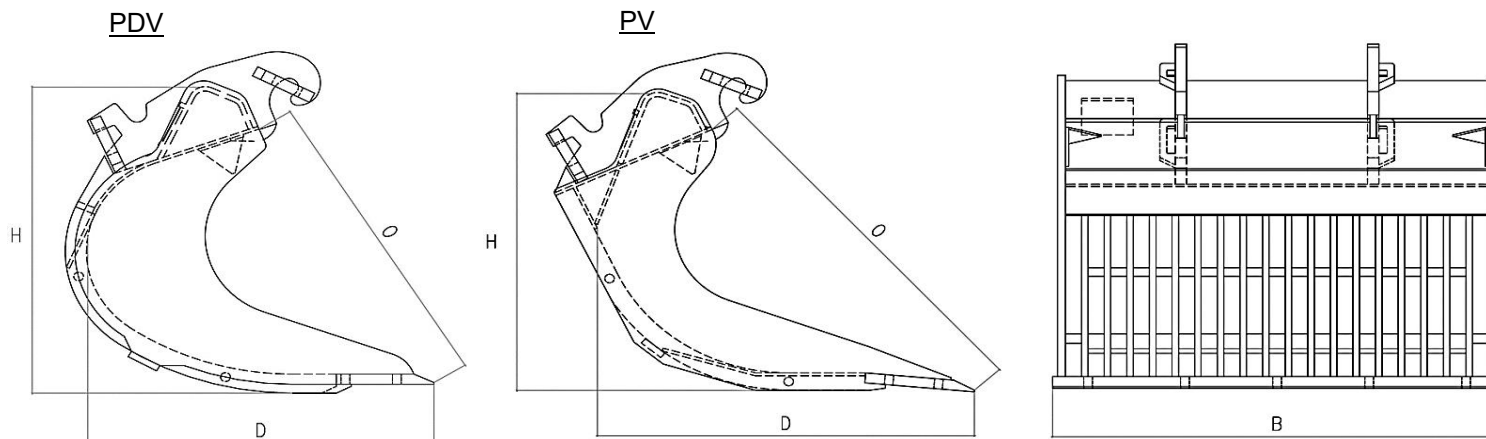
Tel: +31 (0)495-561929 - Fax: +31 (0)495-561896  
 Email: info@saes.nl - Internet: www.SAES.nl

Informatie kan aan wijziging onderhevig zijn zonder voorafgaande kennisgeving. *Data can be subject to change without prior notice.*  
 Alle rechten voorbehouden aan / *All rights reserved to*: Saes International BV, Lozerweg 10-14, 6006 SR Weert, Netherlands.



**PUINBAKKEN**  
**Verzwaard model**

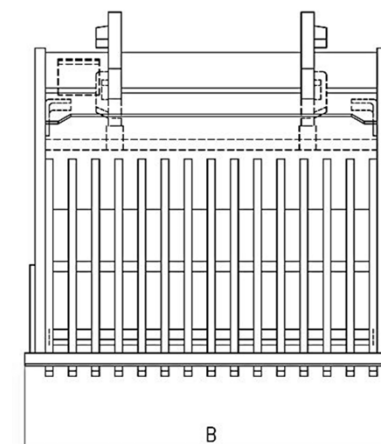
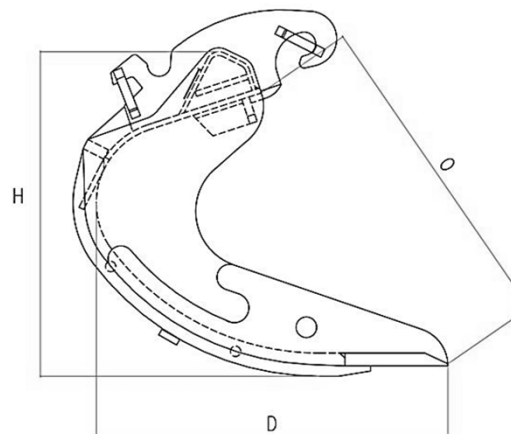
**RIDDLE BUCKETS**  
**Reinforced model**



<b>CW20</b> <b>CW30</b> <b>CW40</b>	Machineklasse (t) <i>Machine class (t)</i>	(B)	(H)	(O)	(D)	Mes (mm)	Inhoud	Massa (kg) <i>Mass (kg)</i>	Max. massalast (t) <i>Max. load (t)</i>
		Breedte (mm) <i>Width (mm)</i>	Hoogte (mm) <i>Height (mm)</i>	Opening (mm) <i>Opening (mm)</i>	Diepte (mm) <i>Depth (mm)</i>	/ # tanden <i>Edge (mm)</i> / # teeth	SAE 1:1 (liters) <i>Contents</i> SAE 1:1 (litres)		
PV034-131-NNG	14 – 17	1310	810	1000	1105	250x30 / 6	650	535	4,5
PV051-123-NNG	15 – 21	1230	1060	1155	1235	250x30 / 5	900	655	5,0
PV051-137-NNG	17 – 24	1370	1060	1155	1235	250x30 / 6	1020	710	5,5
PV054-125-NNG	22 – 28	1250	1085	1200	1320	350x35 / 5	985	760	6,5
PV054-139-NNG	22 – 29	1390	1085	1200	1320	350x35 / 5	1125	800	7,0
<b>PUINDIEPELEPEL VERZWAARD MODEL CW40 / RIDDLE DIGGING BUCKET REINFORCED MODEL CW40</b>									
PDV044-125-NNG	12 - 19	1250	952	918	947	250x30 / 4	800	590	7,5
PDV055-131-NNG	15 - 22	1310	1042	1033	1068	300x35 / 5	1050	660	7,5
PDV066-131-NNG	19 - 26	1310	1140	1125	1220	300x35 / 5	1250	900	7,5
PDV080-145-NNG	24 - 32	1450	1260	1310	1420	300x40 / 5	1600	1100	8,0
<b>ROTSPUINBAK HD CW40 / ROCK RIDDLE BUCKET HD CW40</b>									
PR035-134-NNN	14 - 20	1340	1080	1025	1135	270x35 / 5	700	785	7,0
PR057-136-NNN	19 - 29	1360	1095	1215	1320	300x45 / 5	1100	1150	9,0
PR070-148-NNN	26 - 34	1480	1180	1350	1420	300x50 / 4	1600	1700	10,0
PDR066-150	22 - 29	1500	1160	1140	1250	300x40 / 5	1400	1250	8,0
PDR080-145	26 - 33	1450	1280	1340	1440	400x50 / 5	1750	1650	10,0

**SAES**PRPDR

TI/PRCW455/130927/RW

**ROTS-  
PUINBAKKEN****ROCK  
RIDDLE BUCKETS**

<b>CW45</b>	Machineklasse (t) Machine class (t)	(B) Breedte (mm) Width (mm)	(H) Hoogte (mm) Height (mm)	(O) Opening (mm) Opening (mm)	(D) Diepte (mm) Depth (mm)	Mes (mm) Edge (mm)	Inhoud	Massa (kg) Mass (kg)	Max. massalast (t) Max. load (t)
							SAE 1:1 (liters) Contents SAE 1:1 (litres)		
PR057-136-NNX	26 – 36	1360	1100	1240	1350	350x50 / 5	-	1380	12,0
PR070-148-NNX	28 – 38	1480	1180	1320	1440	350x50 / 5	-	1825	15,0
PDR080-145-NNX	28 – 41	1450	1280	1380	1460	400x50 / 5	-	1825	15,0
PDR100-140-NNX	30 – 46	1400	1450	1450	1650	400x50 / 4	-	2080	15,0
PDR100-150-NNX	31 – 46	1500	1450	1450	1650	400x50 / 5	-	2200	15,0
PDR120-161-NNX	33 – 48	1610	1610	1530	1700	450x50 / 5	-	2725	15,0
<b>CW55</b>	Machineklasse (t) Machine class (t)	(B) Breedte (mm) Width (mm)	(H) Hoogte (mm) Height (mm)	(O) Opening (mm) Opening (mm)	(D) Diepte (mm) Depth (mm)	Mes (mm) Edge (mm)	Inhoud	Massa (kg) Mass (kg)	Max. massalast (t) Max. load (t)
							SAE 1:1 (liters) Contents SAE 1:1 (litres)		
PDR080-145-NNX	31 – 42	1450	1280	1340	1440	400x50 / 5	-	1750	15,0
PDR100-146-NNX	32 – 46	1460	1450	1450	1650	400x50 / 4	-	2200	15,0
PDR120-161-NNX	33 – 48	1610	1620	1550	1720	450x60 / 5	-	2800	16,0
PR160-170-NNX	45 – 56	1700	1920	1650	1800		-	3310	20,0

Tel: +31 (0)495-561929 - Fax: +31 (0)495-561896  
 Email: info@saes.nl - Internet: www.SAES.nl

Informatie kan aan wijziging onderhevig zijn zonder voorafgaande kennisgeving. *Data can be subject to change without prior notice.*  
 Alle rechten voorbehouden aan / All rights reserved to: Saes International BV, Lozerweg 10-14, 6006 SR Weert, Netherlands.